

Tochigi-Manabi-no-Yume-Gakuen

Enrollment Info Session

Tochigi Prefectural Board of Education
Compulsory Education Division
July 2025

Agenda

- What Is a Night Junior High School?
- About “Tochigi-Manabi-no-Yume-Gakuen”
- Enrollment Steps



What Is a Night Junior High School?



Overview of a Night Junior High School

A night junior high school is equivalent to a daytime junior high school.

It is officially recognized as a “junior high school” under Article I of the School Education Act.

- Classes are held five days a week.
- Licensed teachers provide instruction.
- Public schools offer free tuition.
- Students graduate after completing all required studies.

Learners at Night Junior High Schools

For various reasons, people may:



- Have missed the chance to complete elementary or junior high
- Have graduated without sufficient academic learning
- Be foreign nationals without compulsory education

In Japan, compulsory education includes elementary and junior high school.

About “Tochigi-Manabi-no-Yume-Gakuen”

School begins
in April 2026!



Educational Philosophy

- Vision for Student Development

To foster students who live with resilience and well-being as they navigate an evolving future.

- Students who...

Challenge

Pursue their dreams
with courage

Learn with grit
and perseverance

Effort

Grow together
through shared learning

Coexistence

Educational Philosophy

● Vision for Our School

- A safe and supportive school for all.
- A school of shared learning and growth.
- A school that nurtures lifelong learners with dreams.

We will support your dreams and goals.



Number of Students by Grade

We enroll up to 35 students in each grade level.

1st Grade

35

2nd Grade

35

3rd Grade

35

- Grade placement will be based on an interview.
- You can also enroll starting with the 2nd or 3rd grade.

Who Is Eligible to Enroll?

People aged 15 or older who wish to pursue studies in compulsory education.

➤ Requirements

- Applicants should reside in Tochigi Prefecture
- Applicants should be able to attend school daily

If you have concerns about enrollment,
feel free to contact us.



We have four classes per day.

- Each class period lasts 40 minutes
- Classes are held Monday through Friday
 - ※ No school on Saturdays, Sundays,
and public holidays
- No classes during long vacations
(e.g. summer break)



Daily Schedule

Contents	Time	
Homeroom	17:10~17:15	5 min
1 st period	17:15~17:55	40 min
2 nd period	18:00~18:40	40 min
Recess	18:40~18:55	15 min
3 rd period	18:55~19:35	40 min
4 th period	19:40~20:20	40 min
Homeroom	20:25~20:30	5 min

During recess, you
can eat food brought
from outside.



What You Will Learn

You will study Japanese junior high school subjects.

- You can study according to your goals.
- You may also study elementary school subjects and Japanese language.

Students will sometimes go on field trips.



Subjects You'll Study

Japanese

Social
studies

math

science

English

music

art

PE

industrial arts
and home economics

classroom activities

moral education

period for integrated study



Course of Study (Example)

Choose a course that suits your goals.

Challenge	Grade 9 Level (Junior High Third Year)
Jump	Grade 8 Level (Junior High Second Year)
Step	Grade 7 Level (Junior High First Year)
Hop	Basic Program (Includes Elementary School Content)
<i>Nihongo</i>	Foundations in Japanese and Core Subjects

Japanese Language Course (*Nihongo*)

There are two types of learning
in the *Nihongo* Course.

● Option 1

Standard *Nihongo*

- Basic Japanese + Core Subject Learning



● Option2

Hajimete-no-Nihongo

- Introductory Japanese



Standard *Nihongo*

- Basic Japanese
+ Core Subject Learning

Japanese Language Course (*Nihongo*)

Hajimete-no-Nihongo

- For 6 to 8 weeks, you will focus primarily on Japanese language study.
- This includes daily-life expressions, *hiragana*, *katakana*, and basic *kanji*.



Once you finish “*Hajimete-no-Nihongo*,”
you’ll move on to the “Standard *Nihongo*.”

Standard *Nihongo*

- You will take 8 Japanese classes per week..
- You will also study essential academic subjects.



The way you learn differs depending on your Japanese ability.

The entrance ceremony is held in April.

- Enrollment is possible even after April.
- Grade level is determined by interview.
- Grade 3 enrollment is possible until September.



Advancement and Graduation

Grade advancement and graduation take place in March.

- Once you've learned enough, you can advance to the next grade.
- Students in the third grade are eligible for graduation.
- Alternatively, students may continue in the same grade if needed.



Enrollment to Graduation: Example Cases I



Case of Student A





- I want to enter the first grade in April.
- I want to enjoy school life with everyone.



Enrollment to Graduation: Example Cases I



Case of Student A


	1st Grade	2nd Grade	3rd Grade	Grad.
Challenge			Year 3 	
Jump		Year 2 		
Step	Year 1 			
Hop				
<i>Nihongo</i>				

Enrollment to Graduation: Example Cases 2



Case of Student B




- I came to Japan in October.
- I hope to enter high school as soon as possible.



Enrollment to Graduation: Example Cases 2



Case of Student B

	1st Grade	2nd Grade	3rd Grade	Grad.
Challenge			Year 2 	
Jump				
Step				
Hop				
<i>Nihongo</i>		Year 1 		

Enrollment to Graduation: Example Cases 3



Case of Student C



- I hope to quickly enter Grade 3 and move on to high school.
- I have completed half of junior high school.



Enrollment to Graduation: Example Cases 3



Case of Student C

	1st Grade	2nd Grade	3rd Grade	Grad.
Challenge			Year 1 	
Jump				
Step				
Hop				
<i>Nihongo</i>				

Enrollment to Graduation: Example Cases 4



Case of Student D




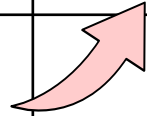
- I hope to join Grade 3 and quickly enter high school.
- I have limited junior high school experience.



Enrollment to Graduation: Example Cases 4



Case of Student D

	1st Grade	2nd Grade	3rd Grade	Grad.
Challenge			Year 2 	
Jump		Year 1 		
Step				
Hop				
<i>Nihongo</i>				

Enrollment to Graduation: Example Cases 5



Case of Student E








- I want to relearn the basics.
- I prefer to study slowly and at my own pace.



Enrollment to Graduation: Example Cases 5



Case of Student E

	1st Grade	2nd Grade	3rd Grade	Grad.
Challenge				
Jump			 Year 6	
Step		 	Year 5	
Hop	 	Year 3 Year 4		
<i>Nihongo</i>	Year 1 Year 2			

Computers for Learning

Each student will be loaned their own computer to support their learning.

- Students will use individual computers in class.
- They are allowed to take the devices home for study.

You can use it at school and at home for review.



Example: Using Computers for Learning

How computers support learning in class.

① You can research things you did not understand.

② You can translate text, such as words and sentences.

③ You can record photos and videos of your work.

④ You can read what the teacher says as text.

Example: Using Computers for Learning

How computers support learning at home.

① You can review the teacher's lesson later by watching a video.

② You can access the worksheets used in class.



You can catch up on missed classes on your computer.



Free of charge items for students

- Enrollment Fee



- Tuition



- Textbooks



School Expenses

Items students need to pay for

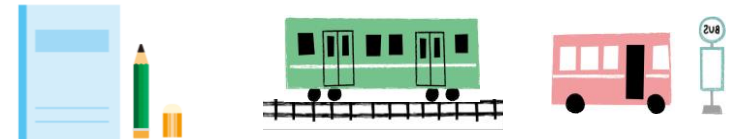
Teaching materials,
Field trip fees,
Insurance, etc.



The school collects
about 12,000 yen per year.

+

Stationery,
transportation fees,
etc.



Some personal items must be
purchased by students
themselves.

School Transportation Options

Available ways to get to school :



on foot



by bike



by bus



by train

Please ask the school if you plan to
use a different way to get to school.



What to Wear at School

There are no required uniforms or gym clothes.

- Please wear comfortable clothes for PE.
- You are also allowed to change clothes at school.

You will need indoor sports shoes for gym activities.



Enrollment Steps



Enrollment Steps

Enrollment consists of the following four steps.

Step 1



Attend
Orientation

Step 2



Interview

Step 3



Submit
Documents

Step 4



Receive
Notice

Step 1: Attend Orientation

- Attend the info session to learn about Tochigi-Manabi-no-Yume-Gakuen.



- ※ If you couldn't attend the orientation, please contact the Compulsory Education Division.

Step 2: Interview

- All applicants will be interviewed.

① Interview Schedule

- Weekdays, 9:00 a.m. – 4:00 p.m.



- ※ Each interview takes 30 – 60 minutes
- ※ Contact the Compulsory Education Division to schedule an interview

Step 2: Interview

② Interview Location

- Tochigi-Manabi-no-Yume-Gakuen
(Tochigi Prefectural Gakuyukan High School)

③ What to Bring



- Photo ID
(e.g. My Number Card, Driver's License, Residence Card)
- ※ We will confirm your eligibility for admission.

Step 2: Interview

④ Interview Topics

- Reason for applying
- Learning background
- School commute plan
- Health conditions, etc.



※ We will explain how to write and submit your application.

Step 3: Submit Documents

- Submit the documents received during the interview
 - Send by mail or bring directly to the school
 - Submit within one month of your interview

◎ Required Documents

- (1) Application for Admission
- (2) Copy of Certificate of Residence
- (3) Reply envelope with ¥460 in stamps

※ Documents (1) and (3) will be provided at the interview



Step 4: Receive Notice

- An envelope will be sent to your home.
 - You will receive a notice from
Tochigi Prefectural Board of Education
about your admission result.



If you have any questions,
please contact us.

